

# Specifications

## SINGLE ENDED

80mW INTO 32 OHMS

95mW INTO 50 OHMS

75mW INTO 150 OHMS

60mW INTO 300 OHMS

## BALANCED

125mW INTO 32 OHMS

145mW INTO 50 OHMS

110mW INTO 150 OHMS

95mW INTO 300 OHMS

INPUT IMPEDANCE SE: 10k

INPUT IMPEDANCE BAL: 50k

OUTPUT IMPEDANCE SE AND BAL: < 1 OHM

# Warranty

CONTINENTAL DUAL MONO INCLUDES A 1 YEAR LIMITED LIABILITY PRODUCT WARRANTY COVERING DEFECTS DUE TO MANUFACTURING AND ASSEMBLY.

FOR MORE INFORMATION VISIT [ALOAUDIO.COM/WARRANTY](http://ALOAUDIO.COM/WARRANTY)

# User Guide

TURN ON THE CONTINENTAL BY ROTATING THE VOLUME / POWER KNOB CLOCKWISE UNTIL THE POWER INDICATOR LIGHT ILLUMINATES.

SET YOUR GAIN LEVEL; HIGH FOR HEADPHONES AND LOW FOR EARPHONES AND CUSTOM IEMs.

SELECT YOUR SOURCE VIA THE INPUT SELECTION SWITCH ON THE BACK PANEL OF THE UNIT.

CONNECT YOUR EARPHONES OR HEADPHONES TO THE AMPLIFIER WITH THE VOLUME AT A LOW LEVEL.

ONCE CONNECTED GRADUALLY INCREASE THE VOLUME TO FIND A COMFORTABLE LISTENING LEVEL FOR YOU. REMEMBER THAT PROLONGED LISTENING SESSIONS AT HIGH VOLUMES CAN POTENTIALLY DAMAGE YOUR HEARING.

THE UNIT WILL HEAT UP DURING USE. WHEN USING THE DAC THE UNIT WILL RUN AT A HIGHER TEMPERATURE THAN USING THE AMP SECTION ALONE. THE PARTS USED IN THE CONTINENTAL ARE ALL RATED TO WITHSTAND THIS HEAT. KEEP THE UNIT WELL VENTILATED WHEN USING BOTH THE DAC AND AMP SECTIONS.

LEARN MORE AT:

[WWW.ALOAUDIO.COM/CONTINENTAL-DUAL-MONO](http://WWW.ALOAUDIO.COM/CONTINENTAL-DUAL-MONO)

CONTINENTAL  
DUAL MONO  
DESIGNED IN PORTLAND, OREGON USA  
MADE IN PORTLAND, OREGON USA

GREEN LINE USB CABLE  
DESIGNED IN PORTLAND, OREGON USA.  
ASSEMBLED IN TAIWAN  
FROM COMPONENTS MADE IN USA AND TAIWAN.

12.6 V WALL CHARGER  
MADE IN CHINA.


PACKAGING  
DESIGNED IN PORTLAND, OREGON USA.  
MADE IN PORTLAND, OREGON USA.

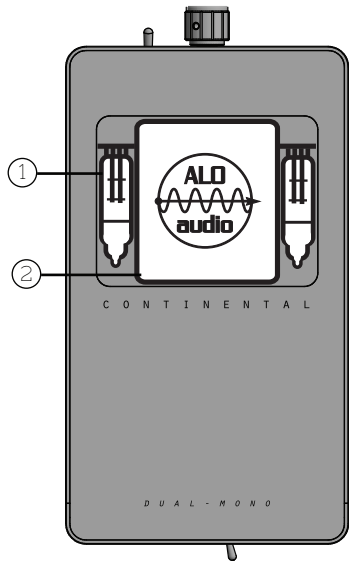
CONTINENTAL DUAL MONO  
AND ALO AUDIO NAMES AND LOGOS ARE  
PROTECTED BY USA  
TRADEMARK AND COPYRIGHT

VISIT US AT  
[ALOAUDIO.COM](http://ALOAUDIO.COM)

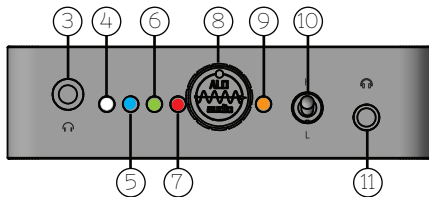
C O N T I N E N T A L

D U A L - M O N O

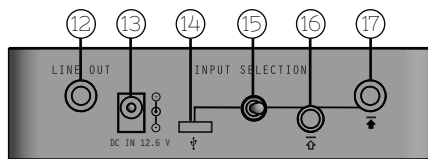




- ① 6111 VACUUM TUBES
- ② PROTECTIVE SHIELD




- ③ 3.5MM STEREO HEADPHONE OUTPUT
- SAMPLE RATE INDICATORS (DAC)
  - ④ DSD 64    ⑤ 176.4 / 192kHz
  - ⑥ 88.2 / 96kHz    ⑦ 44.1 / 48kHz
- ⑧ VOLUME CONTROL / POWER KNOB
- ⑨ POWER INDICATOR LIGHT
- ⑩ HIGH / LOW GAIN SWITCH
- ⑪ 2.5MM 4-POLE BALANCED OUTPUT



- ⑫ 3.5MM STEREO LINE OUT (2VRMS)
- ⑬ AC POWER INPUT (12.6 V)
- ⑭ MICRO USB DIGITAL INPUT (DAC)
  - DIGITAL INPUT FROM:
  - MAC: DSD REQUIRES DRIVER INSTALL\*
  - PC: PCM / DSD REQUIRES DRIVER INSTALL\*
  - IOS: WITH CAMERA CONNECTOR KIT
  - ANDROID: WITH OTG MIRO TO MICRO USB
- ⑮ INPUT SELECTION SWITCH
- ⑯ 2.5MM 4-POLE BALANCED INPUT
- ⑰ 3.5MM STEREO INPUT

\*DOWNLOAD CONTINENTAL DUAL MONO SOFTWARE AUDIO DRIVERS AT:  
[WWW.ALOAUDIO.COM/CONTINENTAL-DUAL-MONO](http://WWW.ALOAUDIO.COM/CONTINENTAL-DUAL-MONO)



- ⑱ 1.5MM HEX SOCKET-M3 (X4)

REMOVE BACK PANEL TO ACCESS:  
 VACUUM TUBES; USER REPLACEABLE WITH ALO CUSTOM 6111 TUBE PCB  
 BATTERY: USER REPLACEABLE CUSTOM PANASONIC 18650 3-CELL BATTERY AVAILABLE FROM ALO AUDIO.